

# Building and Construction Skills, Engineering Skills, Industrial Graphics Skills, Industrial Technology Skills and Furnishing Skills

Advice for Year 11 and 12 students learning from home


---

The Queensland Curriculum and Assessment Authority (QCAA) understands that the COVID-19 pandemic has changed the way many senior students are accessing their learning.


We've prepared some suggestions to help you with your studies.

## Resources to support preparation for assessment


### Building and Construction Skills

Assessment type	Suggestions to support learning from home
<ul style="list-style-type: none"><li>• <b>Project</b></li><li>• <b>Two other instruments</b></li></ul> 	<ul style="list-style-type: none"><li>• Identify the subject matter required for the specific assessment instrument in consultation with your teacher.</li><li>• Consult with your teacher to understand the components of the project, practical demonstration or examination.</li></ul> <p>Suggested resources to support understanding of the subject matter (this will be dependent on the module studied as per the school's study plan):</p> <ul style="list-style-type: none"><li>• Business.gov.au, 'Building and construction industry' <a href="http://www.business.gov.au/Planning/Industry-information/Building-and-construction-industry">www.business.gov.au/Planning/Industry-information/Building-and-construction-industry</a></li><li>• <i>Work Health and Safety (Construction Work) Code of Practice 2015</i> <a href="http://www.legislation.gov.au/Details/F2016L00394">www.legislation.gov.au/Details/F2016L00394</a></li><li>• personal and interpersonal skills — The Balance Careers 'Important interpersonal skills that employers value' <a href="http://www.thebalancecareers.com/interpersonal-skills-list-2063724">www.thebalancecareers.com/interpersonal-skills-list-2063724</a></li><li>• product quality, tools, materials and specifications — Healthy Homes TV Australia, Segment 1 to 6 <a href="http://www.youtube.com/watch?v=52aQfZWfRs">www.youtube.com/watch?v=52aQfZWfRs</a>.</li></ul>


## Engineering Skills

Assessment type	Suggestions to support learning from home
<ul style="list-style-type: none"> <li>• <b>Project</b></li> <li>• <b>Two other instruments</b></li> </ul> 	<ul style="list-style-type: none"> <li>• Identify the subject matter required for the specific assessment instrument in consultation with your teacher.</li> <li>• Consult with your teacher to understand the components of the project, practical demonstration or examination.</li> </ul> <p>Suggested resources to support understanding of the subject matter (this will be dependent on the module studied as per the school's study plan):</p> <ul style="list-style-type: none"> <li>• manufacturing product production — BMW Motorcycles — World's Biggest Motorbike Factory   Full Documentary <a href="http://www.youtube.com/watch?v=yROGg3_vHBc">www.youtube.com/watch?v=yROGg3_vHBc</a></li> <li>• workplace health and safety resources <a href="http://www.worksafe.qld.gov.au">www.worksafe.qld.gov.au</a> (provides information on audit and online tools, common hazards and guidance through case studies)</li> <li>• SteelConstruction.info, 'Welding' <a href="http://www.steelconstruction.info/Welding">www.steelconstruction.info/Welding</a></li> <li>• Sheet metal forming <a href="http://www.slideshare.net/vins049/sheet-metal-forming-presentation">www.slideshare.net/vins049/sheet-metal-forming-presentation</a></li> <li>• Machining processes and types <a href="http://www.slideshare.net/ThinkingYasir/machining-processes-and-types">www.slideshare.net/ThinkingYasir/machining-processes-and-types</a></li> </ul>


## Industrial Graphics Skills

Assessment type	Suggestions to support learning from home
<ul style="list-style-type: none"> <li>• <b>Project</b></li> <li>• <b>Two other instruments</b></li> </ul> 	<ul style="list-style-type: none"> <li>• Identify the subject matter required for the specific assessment instrument in consultation with your teacher.</li> <li>• Consult with your teacher to understand the components of the assessment task.</li> <li>• Consult with your teacher as to the subject matter being studied during the module.</li> </ul> <p>Suggested resources to support understanding of the subject matter (this will be dependent on the module studied as per the school's study plan):</p> <ul style="list-style-type: none"> <li>• building and construction drafting — Constructible 'The CAD revolution in construction' <a href="https://constructible.trimble.com/construction-industry/the-cad-revolution-in-construction">https://constructible.trimble.com/construction-industry/the-cad-revolution-in-construction</a></li> <li>• engineering drafting — SourceCAD 'Free AutoCAD video tutorial series' <a href="https://thesourcecad.com/autocad-tutorials">https://thesourcecad.com/autocad-tutorials</a></li> <li>• furnishing drafting — 12CAD.com 'Furniture design in AutoCAD' <a href="http://www.computeraideddesignguide.com/furniture-design-in-autocad">www.computeraideddesignguide.com/furniture-design-in-autocad</a>.</li> </ul>

## Industrial Technology Skills

Assessment type	Suggestions to support learning from home
<ul style="list-style-type: none"> <li>• Project</li> <li>• Two other instruments</li> </ul> 	<ul style="list-style-type: none"> <li>• Identify the subject matter required for the specific assessment instrument in consultation with your teacher.</li> <li>• Consult with your teacher to understand the components of the project, practical demonstration or examination.</li> </ul> <p>Suggested resources to support understanding of subject matter (this will be dependent on the module studied as per the school's study plan):</p> <ul style="list-style-type: none"> <li>• Consult with your teacher to identify the relevant industry areas and electives to use the suggested resources provided in the factsheets for               <ul style="list-style-type: none"> <li>– Building and Construction Skills</li> <li>– Engineering Skills</li> <li>– Furnishing Skills</li> <li>– Industrial Graphics Skills.</li> </ul> </li> </ul>

## Furnishing Skills

Assessment type	Suggestions to support learning from home
<ul style="list-style-type: none"> <li>• Project</li> <li>• Two other instruments</li> </ul> 	<ul style="list-style-type: none"> <li>• Identify the subject matter required for the specific assessment instrument in consultation with your teacher.</li> <li>• Consult with your teacher to understand the components of the project, practical demonstration or examination.</li> </ul> <p>Suggested resources to support understanding of subject matter (this will be dependent on the module studied as per the school's study plan):</p> <ul style="list-style-type: none"> <li>• Business.gov.au, 'Manufacturing industry' <a href="http://www.business.gov.au/Planning/Industry-information/Manufacturing-industry">www.business.gov.au/Planning/Industry-information/Manufacturing-industry</a></li> <li>• Safe Work Australia 2015, <i>Work Health &amp; Safety Perceptions: Manufacturing industry</i> <a href="http://www.safeworkaustralia.gov.au/system/files/documents/1702/manufacturing-report.pdf">www.safeworkaustralia.gov.au/system/files/documents/1702/manufacturing-report.pdf</a></li> <li>• Personal and interpersonal skills — The Balance Careers, 'Important interpersonal skills that employers value' <a href="http://www.thebalancecareers.com/interpersonal-skills-list-2063724">www.thebalancecareers.com/interpersonal-skills-list-2063724</a></li> <li>• Product quality, tools, materials and specifications resources               <ul style="list-style-type: none"> <li>– Furnishing industry overview <a href="http://www.youtube.com/watch?v=ZS5Hgv-4b-A">www.youtube.com/watch?v=ZS5Hgv-4b-A</a></li> <li>– Wood vs. veneer explained: the guide to finding the right wood furniture <a href="http://www.youtube.com/watch?v=NFwgcsoQL6E">www.youtube.com/watch?v=NFwgcsoQL6E</a></li> <li>– Intro to woodworking machines — WOOD magazine <a href="http://www.youtube.com/watch?v=dMVQCLdH6KQ">www.youtube.com/watch?v=dMVQCLdH6KQ</a>.</li> </ul> </li> </ul>

 © State of Queensland (QCAA) 2021

**Licence:** <https://creativecommons.org/licenses/by/4.0> | **Copyright notice:** [www.qcaa.qld.edu.au/copyright](http://www.qcaa.qld.edu.au/copyright) — lists the full terms and conditions, which specify certain exceptions to the licence. |

**Attribution:** '© State of Queensland (QCAA) 2021' — please include the link to our copyright notice.