

LUI

--	--	--	--	--	--	--	--	--	--

School code

--	--	--	--

School name

--

Given name/s

--

Family name

--

Attach your
barcode ID label here

Book

--

of

--

books used

External assessment 2023

Question and response book

General Mathematics

Paper 1

Time allowed

- Perusal time — 5 minutes
- Working time — 90 minutes

General instructions

- Answer all questions in this question and response book.
- QCAA-approved scientific calculator permitted.
- QCAA formula book provided.
- Planning paper will not be marked.

Section 1 (15 marks)

- 15 multiple choice questions

Section 2 (42 marks)

- 10 short response questions



DO NOT WRITE ON THIS PAGE
THIS PAGE WILL NOT BE MARKED

Section 1

Instructions

- This section has 15 questions and is worth 15 marks.
- Use a 2B pencil to fill in the A, B, C or D answer bubble completely.
- Choose the best answer for Questions 1–15.
- If you change your mind or make a mistake, use an eraser to remove your response and fill in the new answer bubble completely.

	A	B	C	D
Example:	<input checked="" type="radio"/>	<input type="radio"/>	<input type="radio"/>	<input type="radio"/>

	A	B	C	D
1.	<input type="radio"/>	<input type="radio"/>	<input type="radio"/>	<input type="radio"/>
2.	<input type="radio"/>	<input type="radio"/>	<input type="radio"/>	<input type="radio"/>
3.	<input type="radio"/>	<input type="radio"/>	<input type="radio"/>	<input type="radio"/>
4.	<input type="radio"/>	<input type="radio"/>	<input type="radio"/>	<input type="radio"/>
5.	<input type="radio"/>	<input type="radio"/>	<input type="radio"/>	<input type="radio"/>
6.	<input type="radio"/>	<input type="radio"/>	<input type="radio"/>	<input type="radio"/>
7.	<input type="radio"/>	<input type="radio"/>	<input type="radio"/>	<input type="radio"/>
8.	<input type="radio"/>	<input type="radio"/>	<input type="radio"/>	<input type="radio"/>
9.	<input type="radio"/>	<input type="radio"/>	<input type="radio"/>	<input type="radio"/>
10.	<input type="radio"/>	<input type="radio"/>	<input type="radio"/>	<input type="radio"/>
11.	<input type="radio"/>	<input type="radio"/>	<input type="radio"/>	<input type="radio"/>
12.	<input type="radio"/>	<input type="radio"/>	<input type="radio"/>	<input type="radio"/>
13.	<input type="radio"/>	<input type="radio"/>	<input type="radio"/>	<input type="radio"/>
14.	<input type="radio"/>	<input type="radio"/>	<input type="radio"/>	<input type="radio"/>
15.	<input type="radio"/>	<input type="radio"/>	<input type="radio"/>	<input type="radio"/>

Ensure you have filled an answer bubble for each question.

Do not write outside this box.

Section 2

Instructions

- Write using black or blue pen.
 - Questions worth more than one mark require mathematical reasoning and/or working to be shown to support answers.
 - If you need more space for a response, use the additional pages at the back of this book.
 - On the additional pages, write the question number you are responding to.
 - Cancel any incorrect response by ruling a single diagonal line through your work.
 - Write the page number of your alternative/additional response, i.e. See page ...
 - If you do not do this, your original response will be marked.
 - This section has 10 questions and is worth 42 marks.
-

QUESTION 16 (3 marks)

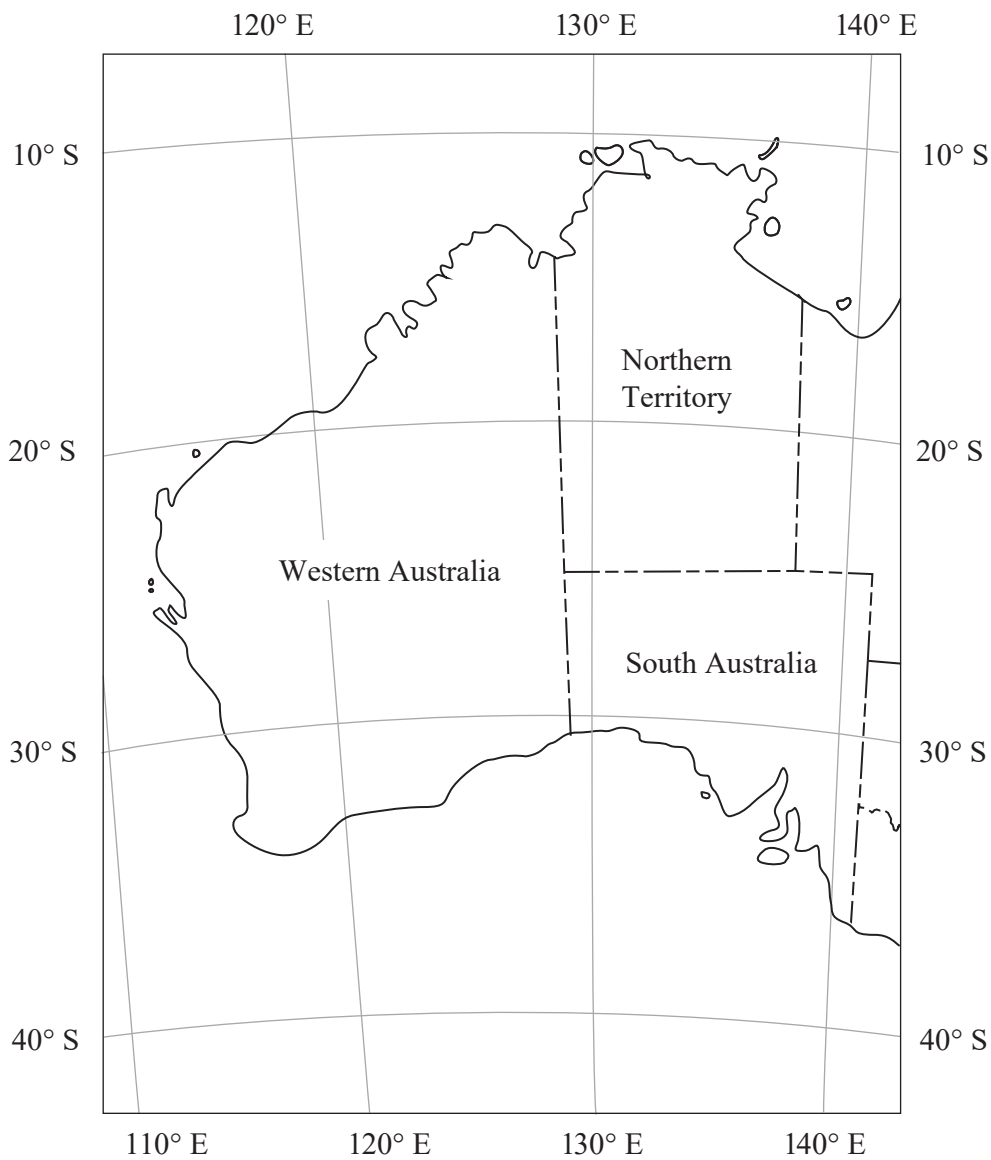
If it is 2:00 am local time in town A (30° N 90° W), calculate the local time in town B (26° S 120° E).

Do not write outside this box.

QUESTION 18 (4 marks)

The locations of three space research sites in Australia are listed in the table.

Site	Coordinates
A	32° S 116° E
B	32° S 136° E
C	12° S 136° E



Do not write outside this box.

a) Which site is closest to the equator?

[1 mark]

b) Name the state or territory in which site A is located.

[1 mark]

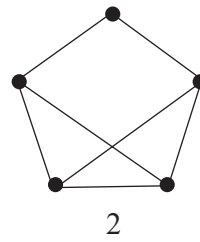
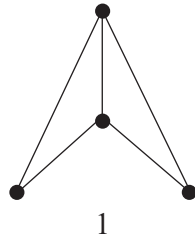
c) Determine and explain which two sites are in the same standard time zone.

[2 marks]

Do not write outside this box.

QUESTION 20 (4 marks)

Graphs 1 and 2 are shown.



a) Show that Euler's formula applies to graph 1. [2 marks]

b) What feature in the drawing should be changed to represent graph 2 as planar? [1 mark]

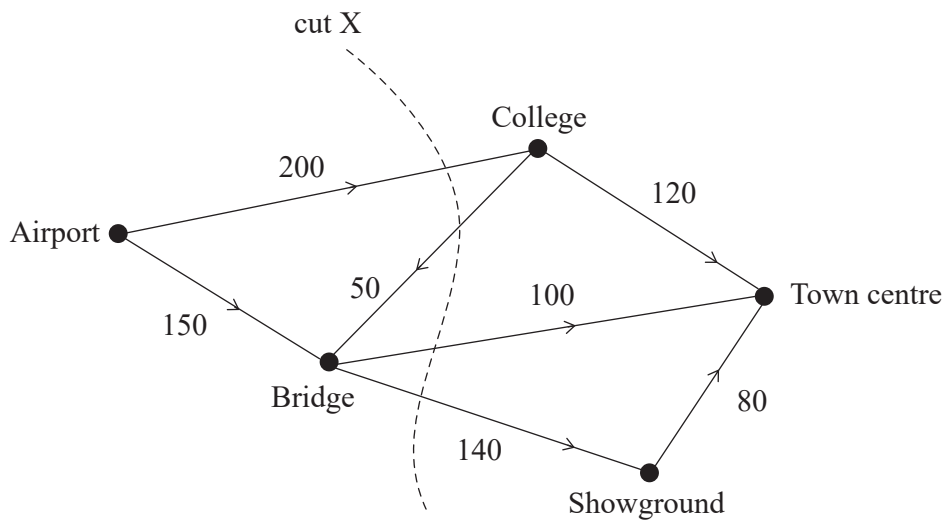
c) Redraw graph 2 to represent it as a planar graph. [1 mark]

Note: If you make a mistake in the diagram, cancel it by ruling a single diagonal line through your work and use the additional response space at the back of this question and response book.

Do not write outside this box.

QUESTION 21 (4 marks)

The road network shows the number of vehicles per hour travelling from the airport to the town centre.



- a) Determine the capacity of cut X. *[1 mark]*

- b) Determine the maximum flow from the airport to the town centre. *[2 marks]*

Do not write outside this box.

- c) During a weather emergency, all roads to and from the bridge are closed to vehicles.
Determine the maximum flow from the airport to the town centre during this time.

[1 mark]

Do not write outside this box.

QUESTION 22 (4 marks)

A person used a fitness tracker to monitor their hours of sleep and the distance they travelled each day.

Sleep (hours)	7	7.5	8	6.5	9.5	6	8.5
Distance (km)	5	7	5	7	4	8	6

- a) Using distance as the response variable, display the data in a scatterplot with labelled axes.

[3 marks]



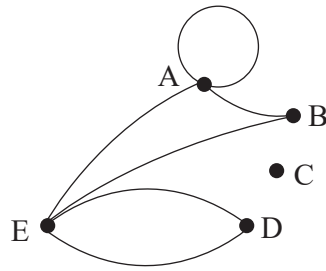
Note: If you make a mistake in the scatterplot, cancel it by ruling a single diagonal line through your work and use the additional response space at the back of this question and response book.

- b) Identify the direction of the association between hours of sleep and distance travelled. [1 mark]

Do not write outside this box.

QUESTION 23 (5 marks)

A network graph is shown.



a) State the degree of vertex E. *[1 mark]*

b) State the number of edges joining D and E. *[1 mark]*

c) Construct an adjacency matrix from the graph with the vertices in alphabetical order. *[3 marks]*

Do not write outside this box.


QUESTION 24 (5 marks)

Jed is preparing and serving a meal of curry and rice with naan bread. The table shows the duration and prerequisites for all the tasks they must complete.

Task	Task description	Duration (minutes)	Prerequisite
A	Assemble equipment	2	—
B	Boil rice	20	A
C	Prepare curry ingredients	6	A
D	Make naan bread	8	A
E	Simmer curry	40	C
F	Fry naan bread	4	D
G	Serve meal	2	B, E, F

- a) Construct a network diagram to show the sequence of tasks from start to finish, labelling all tasks and durations. Use forward and backward scanning to show the earliest and latest starting times for all tasks.

[3 marks]



Note: If you make a mistake in the diagram, cancel it by ruling a single diagonal line through your work and use the additional response space at the back of this question and response book.

Do not write outside this box.

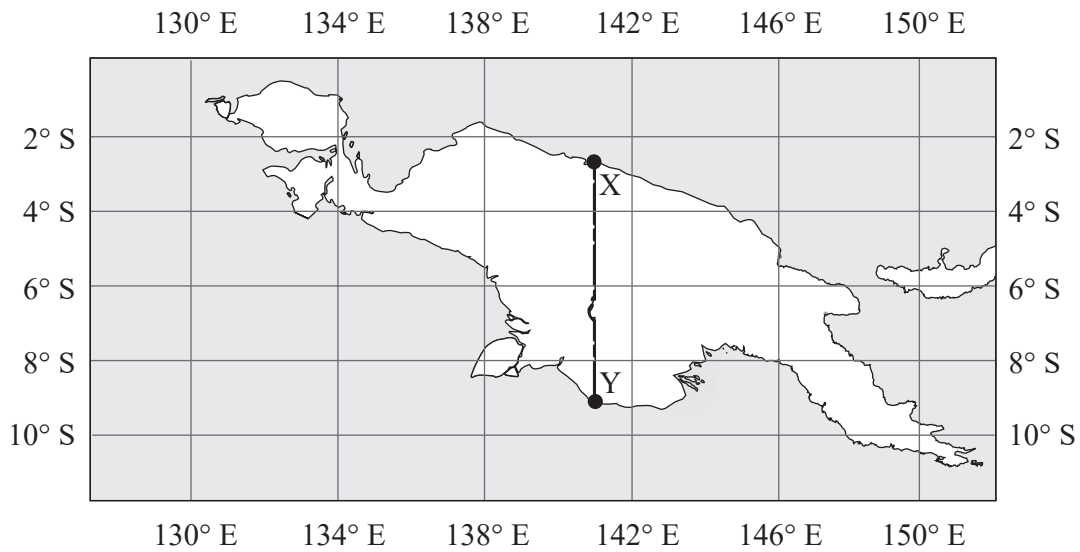
b) Determine the critical activities and minimum completion time for preparing and serving the meal.

[2 marks]

Do not write outside this box.

QUESTION 25 (5 marks)

The map shows a land border from X to Y.



a) State the latitude and longitude of X to the nearest degree.

[1 mark]

b) State the latitude and longitude of Y to the nearest degree.

[1 mark]

c) Calculate the distance between X and Y in kilometres.

[3 marks]

END OF PAPER

Do not write outside this box.

ADDITIONAL PAGE FOR STUDENT RESPONSES

Write the question number you are responding to.

Do not write outside this box.

ADDITIONAL PAGE FOR STUDENT RESPONSES

Write the question number you are responding to.

A large grid of dashed lines for student responses. The grid consists of 20 columns and 30 rows of small squares, providing a structured area for writing answers.

Do not write outside this box.



© State of Queensland (QCAA) 2023

Licence: <https://creativecommons.org/licenses/by/4.0> | Copyright notice: www.qcaa.qld.edu.au/copyright — lists the full terms and conditions, which specify certain exceptions to the licence. | Attribution: © State of Queensland (QCAA) 2023