

References

Stimulus 1 and 2

Based on data from

Table 1 Philippine Statistics Authority (CC BY)

<https://psa.gov.ph/content/2017-survey-overseas-filipinos-results-2017-survey-overseas-filipinos>

Table 1a Philippine Statistics Authority (CC BY), <https://psa.gov.ph/poverty-press-releases/nid/138411>

Mapping provided by datawrapper, <https://app.datawrapper.de/select/map> (QCAA CC BY)

Stimulus 3

Based on data from OFWs by type of occupation, 2017 (elementary occupations is dominated by housekeepers and other domestic workers) <https://psa.gov.ph/content/2017-survey-overseas-filipinos-results-2017-survey-overseas-filipinos> (data Table 5); value of remittances by occupation, 2017, <https://psa.gov.ph/statistics/survey/labor-and-employment/survey-overseas-filipinos> (data Table 4)

Stimulus 4

Based on data from 'Understanding child labour and youth employment outcomes in the Philippines', Philippines INTER-AGENCY COUNTRY REPORT 2015, *Understanding Children's Work (UCW) Programme*, https://www.ilo.org/wcmsp5/groups/public/---asia/---ro-bangkok/---ilo-manila/documents/publication/wcms_447853.pdf

Stimulus 5

Based on data from 'Understanding child labour and youth employment outcomes in the Philippines', Philippines INTER-AGENCY COUNTRY REPORT 2015, *Understanding Children's Work (UCW) Programme*, https://www.ilo.org/wcmsp5/groups/public/---asia/---ro-bangkok/---ilo-manila/documents/publication/wcms_447853.pdf

Stimulus 6

Based on data from 'Understanding child labour and youth employment outcomes in the Philippines Country Report 2015', https://www.ilo.org/wcmsp5/groups/public/---asia/---ro-bangkok/---ilo-manila/documents/publication/wcms_447853.pdf

Stimulus 7

Based on data from Figure 1 in 'Barriers and bottlenecks to school attendance: An update', Ramon, J, Albert, G, David, C, Flor, J & Vizmanos, V 2018, p. 2, available at: <https://pidswebs.pids.gov.ph/CDN/PUBLICATIONS/pidspn1817.pdf>

Stimulus 8

Based on data from 'Philippines CES: % of Households (HH): Use of OFW Remittances: Food', CEICdata.com 2018 <https://www.ceicdata.com/en/philippines/consumer-expectation-survey-households-with-overseas-filipino-workers-use-of-remittances/ces--of-households-hh-use-of-ofw-remittances-food>.

External assessment 2021

Stimulus book

Geography

General instruction

- Work in this book will not be marked.



© State of Queensland (QCAA) 2021

Licence: <https://creativecommons.org/licenses/by/4.0> | Copyright notice: www.qcaa.qld.edu.au/copyright — lists the full terms and conditions, which specify certain exceptions to the licence.

Attribution: © State of Queensland (QCAA) 2021

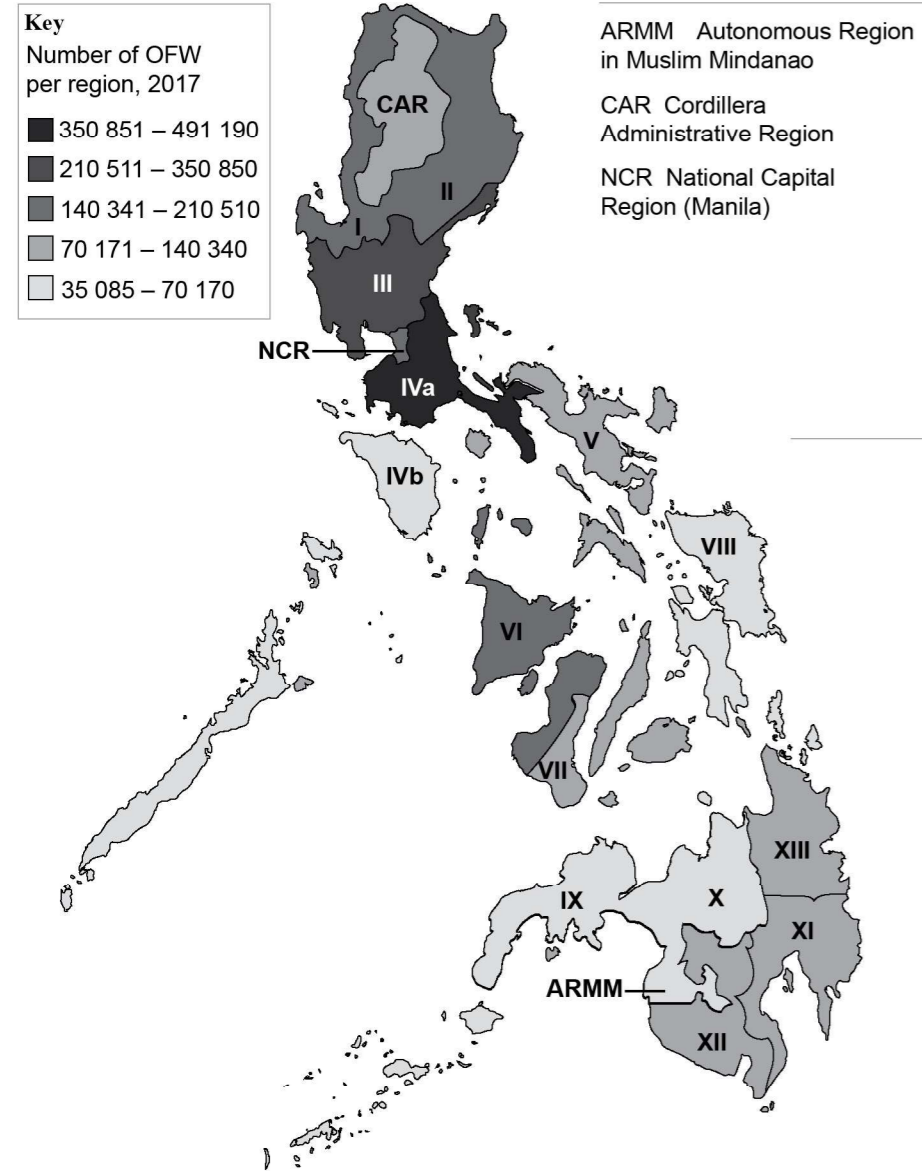


Queensland
Government

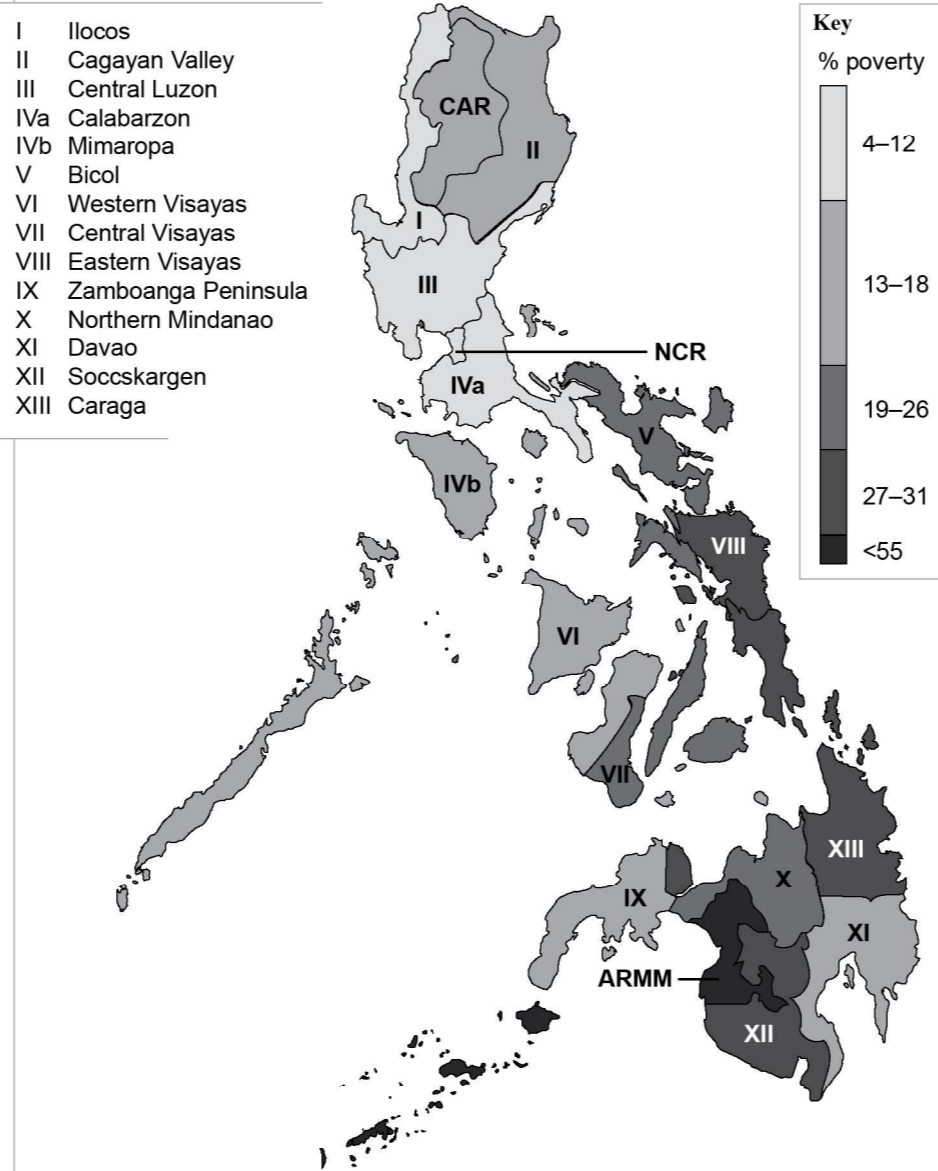


Queensland Curriculum
& Assessment Authority


Stimulus 1: 2.4 million overseas Filipino workers (OFW)¹ in 2017; distribution per region



Stimulus 2: Percentage of families living in poverty in each region, 2017

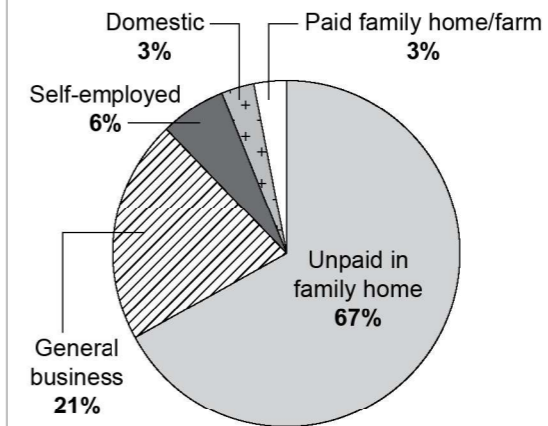


Stimulus 3: Overseas Filipino workers (OFW) by occupation and value of remittances², 2017

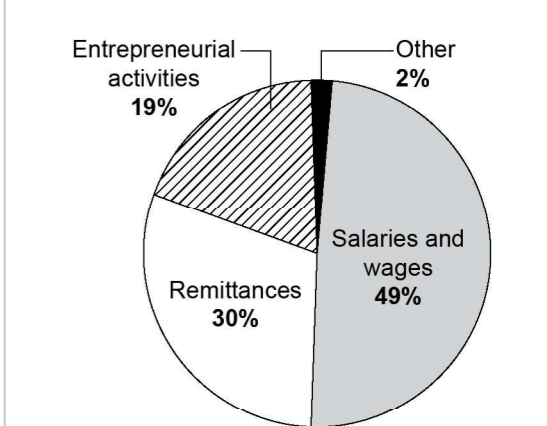


¹ temporary migrants from the Philippines working in foreign countries

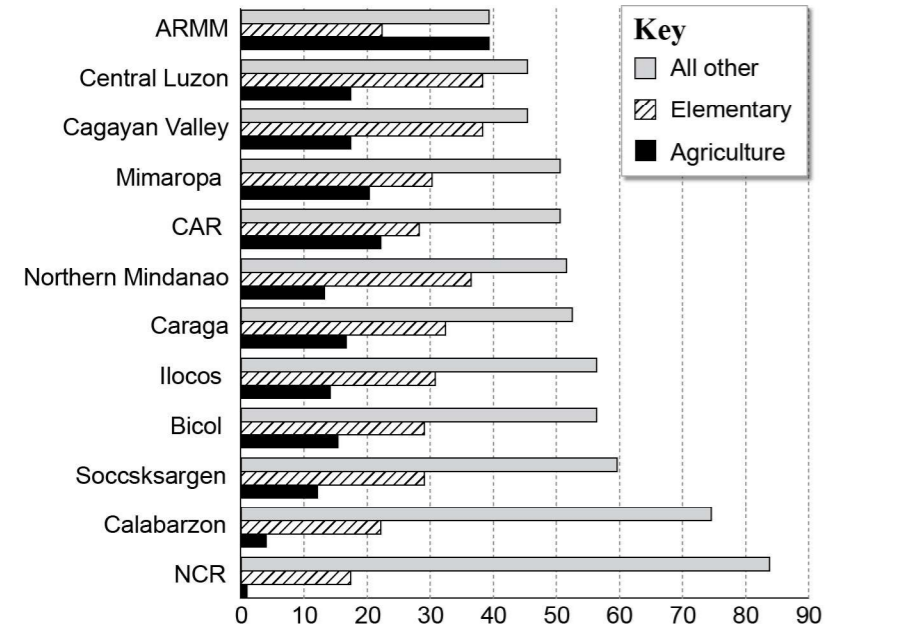
Stimulus 4: Child labour (5–14 years), 2015



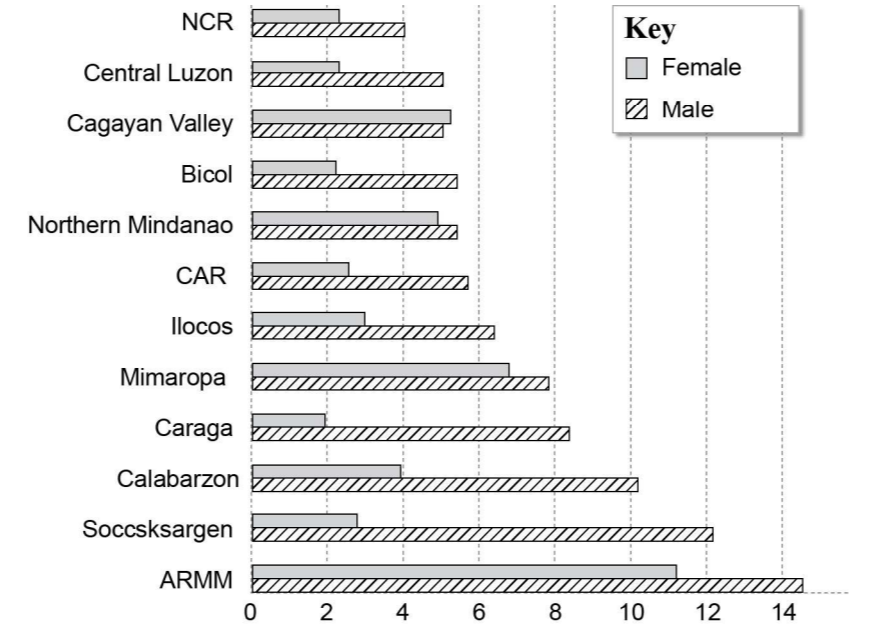
Stimulus 5: Source of family income, 2017



Stimulus 6: Percentage employment by region, 2017



Stimulus 7: Percentage of children (5–15 years) not in school, 2017



Stimulus 8: Household use of remittances, 2018

