

External assessment 2022

Response book

English

Time allowed

- Planning time — 15 minutes
- Working time — 120 minutes

General instructions

- Answer the question in this response book.
- Write using black or blue pen.
- Respond in paragraphs consisting of full sentences.
- Planning paper will not be marked.

Section 1 (45 marks)

- 1 extended response question
- Respond in 800–1000 words

LUI

--	--	--	--	--	--	--	--	--	--

School code

--	--	--	--

School name

--

Given name/s

--

Family name

--

Book

--

of

--

books used

Attach your barcode ID label here

Section 1

Instructions

- Select **one** text.
- Select **one** question from the question book.
- Indicate the text and question you have selected by filling in the bubbles on page 3 completely.
- If you change your mind or make a mistake, draw a cross through the bubble you wish to change and fill in the new bubble completely.

Do not write outside this box.

Example:

<i>Burial Rites</i>	<input type="radio"/>
<i>Cat's Eye</i>	<input type="radio"/>
<i>Hamlet</i>	<input checked="" type="radio"/>
<i>Jane Eyre</i>	<input type="radio"/>
<i>Macbeth</i>	<input checked="" type="radio"/>
<i>Nineteen Eighty-Four</i>	<input type="radio"/>
<i>The White Earth</i>	<input type="radio"/>
<i>We Are All Completely Beside Ourselves</i>	<input type="radio"/>

- Cancel any incorrect response by drawing a line through your work. If you do not do this, your original response will be marked.

Do not write outside this box.

Fill in the bubble to indicate the text you have selected.

<i>Burial Rites</i>	<input type="radio"/>
<i>Cat's Eye</i>	<input type="radio"/>
<i>Hamlet</i>	<input type="radio"/>
<i>Jane Eyre</i>	<input type="radio"/>
<i>Macbeth</i>	<input type="radio"/>
<i>Nineteen Eighty-Four</i>	<input type="radio"/>
<i>The White Earth</i>	<input type="radio"/>
<i>We Are All Completely Beside Ourselves</i>	<input type="radio"/>

Fill in the bubble to indicate the question you have selected.

a) <input type="radio"/>	b) <input type="radio"/>
--------------------------	--------------------------

Do not write outside this box.



A large rectangular box containing 15 horizontal lines for writing.

Do not write outside this box.



A large rectangular box with a thin black border, containing 15 horizontal lines for writing. The box is positioned in the upper and middle sections of the page.

Do not write outside this box.



A large rectangular box containing 15 horizontal lines for writing.

Do not write outside this box.



A large rectangular box with a black border, containing 15 horizontal lines for writing. There are black squares in the top-left and top-right corners of the box.

Do not write outside this box.



A large rectangular box containing 15 horizontal lines for writing.

Do not write outside this box.



A large rectangular box with a thin black border, containing 15 horizontal lines for writing. There are black squares in the top-left and top-right corners of the page.

Do not write outside this box.



Handwriting practice box with 15 horizontal lines.

Do not write outside this box.

A large rectangular box with a black border, containing 15 horizontal lines for writing. There are black squares in the top-left and top-right corners of the page.

Do not write outside this box.



A large rectangular box containing 15 horizontal lines for writing.

Do not write outside this box.



A large rectangular box with a thin black border, containing 15 horizontal lines for writing. There are black squares in the top-left and top-right corners of the page.

Do not write outside this box.



A large rectangular box containing 15 horizontal lines for writing.

Do not write outside this box.



A large rectangular box with a thin black border, containing 15 horizontal lines for writing. There are black squares in the top-left and top-right corners of the page.


Do not write outside this box.



A large rectangular box containing 15 horizontal lines for writing.

Do not write outside this box.





A large rectangular box with a black border and 15 horizontal lines inside, intended for writing. The box is positioned in the upper two-thirds of the page. There are small black squares in the top-left and top-right corners of the page, and another set in the bottom-left and bottom-right corners.

Do not write outside this box.



A large rectangular box containing 15 horizontal lines for writing.

Do not write outside this box.



A large rectangular box with a black border, containing 15 horizontal lines for writing. There are black squares in the top-left and top-right corners of the page.

Do not write outside this box.



A large rectangular box with a thin black border, containing 15 horizontal lines for writing.

Do not write outside this box.

A large rectangular box with a black border, containing 15 horizontal lines for writing. There are black squares in the top-left and top-right corners of the page.

Do not write outside this box.



A large rectangular box containing 15 horizontal lines, intended for writing.

Do not write outside this box.



A large rectangular box with a black border, containing 15 horizontal lines for writing. There are black squares in the top-left and top-right corners of the page.


Do not write outside this box.



A large rectangular box containing 15 horizontal lines, intended for writing.

Do not write outside this box.





Do not write outside this box.



A large rectangular box containing 15 horizontal lines, intended for writing.

Do not write outside this box.



A large rectangular box with a thin black border, containing 15 horizontal lines for writing. There are black squares in the top-left and top-right corners of the page.


Do not write outside this box.



A large rectangular box containing 15 horizontal lines for writing.

Do not write outside this box.





A large rectangular box with a black border and 15 horizontal lines inside, intended for writing. The lines are evenly spaced and extend across the width of the box. There are black squares in the top-left and top-right corners of the page, and another set of black squares in the bottom-left and bottom-right corners.

Do not write outside this box.



A large rectangular box containing 15 horizontal lines for writing.

Do not write outside this box.



A large rectangular box with a thin black border, containing 15 horizontal lines for writing. There are black squares in the top-left and top-right corners of the page.

Do not write outside this box.



End of paper

Do not write outside this box.





© State of Queensland (QCAA) 2022

Licence: <https://creativecommons.org/licenses/by/4.0> | Copyright notice: www.qcaa.qld.edu.au/copyright — lists the full terms and conditions, which specify certain exceptions to the licence. | Attribution: © State of Queensland (QCAA) 2022