

Music, Music Extension & Music in Practice


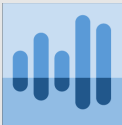
Advice for Year 11 and 12 students learning from home



The Queensland Curriculum and Assessment Authority (QCAA) understands that the COVID-19 pandemic has changed the way many senior students are accessing their learning.

We've prepared some suggestions to help you with your studies.



Resources to support preparing for assessment


Music

Assessment type	Suggestions to support learning from home
<ul style="list-style-type: none"> • Performance (IA1) • Integrated project (Performance component) (IA3) 	<ul style="list-style-type: none"> • If you have access to your instrument, you can <ul style="list-style-type: none"> – rehearse performing solo – perform in an ensemble where you rehearse your part separately, then by using your school-approved online learning platform, rehearse in the ensemble virtually, and complete final preparations as an ensemble on your return to school – practise using a backing track in the absence of a live accompanist – engage in online tutorials for technical skills instruction – record your rehearsals and seek feedback from your peers or teacher. • Analyse the IA1 annotated sample response that can be found on the Assessment tab on the Music subject page for a sample performance and performance statement. • Review the Internal assessment 1 (IA1) or Internal assessment 3 (IA3) section of the subject report that can be found on the Teaching tab on the Music subject page. Focus on the effective practices samples.
<ul style="list-style-type: none"> • Composition (IA2) • Integrated project (Composition component) (IA3) 	<ul style="list-style-type: none"> • Listen to and/or view a variety of repertoire that relates to the context of your task. • Analyse the IA2 annotated sample response that can be found on the Assessment tab on the Music subject page for a sample composition and statement of compositional intent. • If you have access to the same composition software that you use at school, you can complete your composition while working from home. • If you do not have access to the same composition software that you use at school, you can <ul style="list-style-type: none"> – work on conceptualising and developing sections of your composition, and then resolve your composition once you have access to software at school – consult with your teacher to determine if there is appropriate alternative online composition software – perform your composition and record it on a device such as a smartphone (the recording of your composition can be audio or audiovisual). • Review the Internal assessment 2 (IA2) or Internal assessment 3 (IA3) section of the subject report that can be found on the Teaching tab on the Music subject page. Focus on the effective practices samples.
<ul style="list-style-type: none"> • Integrated project (Musicology component) (IA3) 	<ul style="list-style-type: none"> • Listen to and/or view a variety of repertoire that relates to the context of your task. Choose excerpt/s relevant to your topic and discuss with your peers how the composer/s of the excerpt uses music elements and concepts to communicate meaning. (Consult with your teacher to determine if your school-



Assessment type	Suggestions to support learning from home
	<p>approved online learning platform is an appropriate place to have your discussion.)</p> <ul style="list-style-type: none"> Review the Internal assessment 3 (IA3) section of the subject report that can be found on the Teaching tab on the Music subject page. Focus on the effective practices samples.
External assessment (EA) 	<ul style="list-style-type: none"> Review and practise past papers and the sample external assessment that can be found on the Assessment tab on the Music subject page. Review the External assessment section of the subject report that can be found on the Teaching tab on the Music subject page. Focus on <ul style="list-style-type: none"> examples of effective student responses and practices practices to strengthen, including recommendations to consider when preparing for external assessment.
Suggested resources	<ul style="list-style-type: none"> ABC Education, The Arts https://education.abc.net.au/home#!/resources/-/the%20arts/8-9-10 Australian Music Centre www.australianmusiccentre.com.au ABC Classic Music Reads, 'A guide to (some of the) great female composers' www.abc.net.au/classic/read-and-watch/music-reads/a-guide-to-female-composers/10867364 ABC Classic Facebook page www.facebook.com/pg/abc.classic/videos Music General Senior Syllabus 2019.


Music Extension

Assessment type	Suggestions to support learning from home
Performance <ul style="list-style-type: none"> Performance 1 (IA1) Performance 2 (IA2) Performance project (IA3) 	<ul style="list-style-type: none"> If you have access to your instrument, you can <ul style="list-style-type: none"> rehearse performing solo perform in an ensemble where you rehearse your part separately, then by using your school-approved online learning platform, rehearse in the ensemble virtually, and complete final preparations as an ensemble on your return to school practise using a backing track in the absence of a live accompanist engage in online tutorials for technical skills instruction record your rehearsals and seek feedback from your peers or teacher. Analyse the IA1 or IA3 annotated sample response that can be found on the Assessment tab on the Music Extension (Performance) subject page for an example of an approach to IA1 or IA3. Review the Internal assessment 1 (IA1), Internal assessment 2 (IA2) or Internal assessment 3 (IA3) section of the subject report that can be found on the Teaching tab on the Music Extension (Performance) subject page. Focus on the effective practices samples.
Composition <ul style="list-style-type: none"> Composition 1 (IA1) Composition 2 (IA2) Composition project (IA3) 	<ul style="list-style-type: none"> Listen to and/or view a variety of repertoire that relates to the context of your task. Analyse the IA1 or IA3 annotated sample response that can be found on the Assessment tab on the Music Extension (Composition) subject page for an example of an approach to IA1 or IA3. If you have access to the same composition software that you use at school, you can complete your composition while working from home. If you do not have access to the same composition software that you use at school, you can <ul style="list-style-type: none"> work on conceptualising and developing sections of your composition, and then resolve your composition once you have access to software at school

Assessment type	Suggestions to support learning from home
	<ul style="list-style-type: none"> – consult with your teacher to determine if there is appropriate alternative online composition software – perform your composition and record it on a device such as a smartphone (the recording of your composition can be audio or audiovisual). • Review the Internal assessment 1 (IA1), Internal assessment 2 (IA2) or Internal assessment 3 (IA3) section of the subject report that can be found on the Teaching tab on the Music Extension (Composition) subject page. Focus on the effective practices samples.
Musicology <ul style="list-style-type: none"> • Investigation 1 • Investigation 2 (IA2) • Musicology project (IA3) 	<ul style="list-style-type: none"> • Listen to and/or view a variety of repertoire that relates to the context of your task. • Analyse the IA1 or IA3 annotated sample response that can be found on the Assessment tab on the Music Extension (Musicology) subject page for an example of an approach to IA1 or IA3. • Choose excerpt/s relevant to your topic and discuss with your peers how the composer/s of the excerpt uses music elements and concepts to communicate meaning. (Consult with your teacher to determine if your school-approved online learning platform is an appropriate place to have your discussion.) • Review the Internal assessment 1 (IA1), Internal assessment 2 (IA2) or Internal assessment 3 (IA3) section of the subject report that can be found on the Teaching tab on the Music Extension (Musicology) subject page. Focus on the effective practices samples.
Suggested resources	<ul style="list-style-type: none"> • ABC Education, The Arts https://education.abc.net.au/home#!/resources/-/the%20arts/8-9-10 • Australian Music Centre www.australianmusiccentre.com.au • ABC Classic Music Reads, 'A guide to (some of the) great female composers' www.abc.net.au/classic/read-and-watch/music-reads/a-guide-to-female-composers/10867364 • ABC Classic Facebook page www.facebook.com/pg/abc.classic/videos • Music Extension (Composition) General Senior Syllabus 2020 • Music Extension (Musicology) General Senior Syllabus 2020 • Music Extension (Performance) General Senior Syllabus 2020.

Music in Practice

Assessment type	Suggestions to support learning from home
Performance 	<ul style="list-style-type: none"> • If you have access to your instrument, you can <ul style="list-style-type: none"> – rehearse performing solo – perform in an ensemble where you rehearse your part separately, then by using your school-approved online learning platform, rehearse in the ensemble virtually, and complete final preparations as an ensemble on your return to school – practise using a backing track in the absence of a live accompanist – engage in online tutorials for technical skills instruction – record your rehearsals and seek feedback from your peers/teacher.
Product 	<ul style="list-style-type: none"> • Listen to and/or view a variety of repertoire that relates to the context of your task. • If you have access to the same composition software that you use at school, you can complete your composition while working from home. • If you do not have access to the same composition software that you use at school, you can <ul style="list-style-type: none"> – work on conceptualising and developing sections of your composition, and then resolve your composition once you have access to software at school

Assessment type	Suggestions to support learning from home
	<ul style="list-style-type: none"> – consult with your teacher to determine if there is appropriate alternative online composition software – perform your composition and record it on a device such as a smartphone. (The recording of your composition can be audio or audiovisual.)
Project 	<ul style="list-style-type: none"> • Apply the relevant advice from this table to your school's project components.
Suggested resources	<ul style="list-style-type: none"> • ABC Education, The Arts https://education.abc.net.au/home#!/resources/-/the%20arts/8-9-10 • Australian Music Centre www.australianmusiccentre.com.au • ABC Classic Music Reads, 'A guide to (some of the) great female composers' www.abc.net.au/classic/read-and-watch/music-reads/a-guide-to-female-composers/10867364 • ABC Classic Facebook page www.facebook.com/pg/abc.classic/videos • <i>Music in Practice Applied Senior Syllabus 2019</i>.



© State of Queensland (QCAA) 2021

Licence: <https://creativecommons.org/licenses/by/4.0> | **Copyright notice:** www.qcaa.qld.edu.au/copyright — lists the full terms and conditions, which specify certain exceptions to the licence. |

Attribution: '© State of Queensland (QCAA) 2021' — please include the link to our copyright notice.