

Music

Time allowed

- Planning time — 20 minutes
- Working time — 120 minutes

General instructions

- Answer the question in this question and response book.
- Write using black or blue pen.
- Respond in paragraphs consisting of full sentences.
- Planning paper will not be marked.

Section 1 (33 marks)

- 1 extended response question
- Respond in 800–1000 words

LUI

--	--	--	--	--	--	--	--	--	--

School code

--	--	--	--

School name

--

Given name/s

--

Family name

--

Book of books used

Attach your barcode ID label here

Section 1

Instructions

- Listen to and/or read Stimulus 1, 2 and 3. You may play the stimulus as often as required.
- Select **one** of the questions on page 3. Respond to the stimulus stated in the selected question.
- Indicate the question you have selected by filling in the bubble on the next page completely.
- Select **two key moments** in the stimulus. A key moment could be a number of bars.
- Write the bar numbers or time code for each key moment in the space provided on the next page.
- If you change your mind or make a mistake, draw a cross through the bubble you wish to change and fill in the new bubble completely.

Example:

Question 1 ●	Question 2 ●	Question 3 ○
--------------	-------------------------	--------------

- When providing examples to justify your judgments, you must refer to
 - the score using bar numbers
and/or
 - the audio using minutes and seconds.
- Cancel any incorrect response by drawing a line through your work. If you do not do this, your original response will be marked.

Do not write outside this box.

Fill in the bubble to indicate the question you have selected.

Question 1

Question 2

Question 3

Key moment 1

Bars: _____ Or Time code: _____

Key moment 2

Bars: _____ Or Time code: _____

Do not write outside this box.

Question 1

Analyse and evaluate how the composers of *Warriors* (Stimulus 1) use multiple music elements and concepts in **two key moments** to convey the idea of **courage**.

Justify your judgments by providing examples from the stimulus for each key moment.

Or

Question 2


Analyse and evaluate how Zimmer uses multiple music elements and concepts in **two key moments** to create the image of a **battle** in *The Battle* (Stimulus 2). Justify your judgments by providing examples from the stimulus for each key moment.

Or

Question 3

Analyse and evaluate how Pasek and Paul use multiple music elements and concepts in **two key moments** to communicate the idea of **strength** in *This Is Me* (Stimulus 3). Justify your judgments by providing examples from the stimulus for each key moment.

Do not write outside this box.




A large rectangular box with a black border and 20 horizontal lines inside, intended for writing. The lines are evenly spaced and extend across the width of the box. There are black squares in the top-left and top-right corners of the page, and another set of black squares in the bottom-left and bottom-right corners.

Do not write outside this box.



Do not write outside this box.




A large rectangular box with a black border and 20 horizontal lines inside, intended for writing. The lines are evenly spaced and extend across the width of the box. There are black squares in the top-left and top-right corners of the page, and another set of black squares in the bottom-left and bottom-right corners.

Do not write outside this box.



Do not write outside this box.




A large rectangular box with a black border and 20 horizontal lines inside, intended for writing. The lines are evenly spaced and extend across the width of the box. There are black squares in the top-left and top-right corners of the page, and another set of black squares in the bottom-left and bottom-right corners.

Do not write outside this box.



Do not write outside this box.




A large rectangular box with a black border and 20 horizontal lines inside, intended for writing.

Do not write outside this box.



A large rectangular box with a black border, containing 20 horizontal lines for writing. There are black squares in the top-left and top-right corners of the page.

Do not write outside this box.



A large rectangular box with a black border and 20 horizontal lines inside, intended for writing. The lines are evenly spaced and extend across the width of the box. There are black squares in the top-left and top-right corners of the page, and another set of black squares in the bottom-left and bottom-right corners.

Do not write outside this box.

Blank lined writing area.

End of paper

Do not write outside this box.



© State of Queensland (QCAA) 2024

Licence: <https://creativecommons.org/licenses/by/4.0> |

Copyright notice: www.qcaa.qld.edu.au/copyright — lists the full terms and conditions, which specify certain exceptions to the licence. | Attribution: © State of Queensland (QCAA) 2024