

# Drama & Drama in Practice




Advice for Year 11 and 12 students learning from home


The Queensland Curriculum and Assessment Authority (QCAA) understands that the COVID-19 pandemic has changed the way many senior students are accessing their learning.

We've prepared some suggestions to help you with your studies.




## Resources to support preparing for assessment

### Drama

Assessment type	Suggestions to support learning from home
<b>Performance (IA1)</b> 	<ul style="list-style-type: none"><li>Analyse the IA1 annotated sample responses that can be found on the Assessment tab on the <a href="#">Drama subject page</a> for examples of student performances.</li><li>Select script excerpts (in consultation with your teacher) that are appropriate for <i>pairs</i> to perform in a home environment.</li><li>Consult with your teacher to determine if it is appropriate for you to rehearse and perform with someone from your home environment, or one of your peers using your school-approved online learning platform. Work on interpretation of your chosen script, blocking, rehearsing and refining your performance.</li><li>Consult with your teacher to determine if your school-approved online learning platform is an appropriate place to share a recording of your rehearsal to seek feedback from your peers or teacher.</li><li>Review the Internal assessment 1 (IA1) section of the subject report that can be found on the Teaching tab on the <a href="#">Drama subject page</a>.</li></ul>
<b>Project (dramatic concept) (IA2)</b> 	<ul style="list-style-type: none"><li>Analyse the Internal assessment 2 (IA2) annotated sample response that can be found on the Assessment tab on the <a href="#">Drama subject page</a> for examples of student performances.</li><li>View the recorded live performance, take notes on conventions, elements of drama, stagecraft, dramatic action and meaning. Analyse and evaluate how elements of drama and conventions are used to create dramatic action and meaning.</li><li>When developing your storyboard response, you may need to consider the actors, locations/settings, props and costumes you have access to.</li><li>Review the IA2 section of the subject report that can be found on the Teaching tab on the <a href="#">Drama subject page</a>. Focus on the effective practices samples.</li></ul>
<b>Project (practice-led project) (IA3)</b> 	<ul style="list-style-type: none"><li>Read, view, research and discuss the historical, sociological and political context of the inherited theatrical style relevant to your task.</li><li>Conduct online research into conventions of Contemporary performance. Where possible, view excerpts of performances or entire performances that demonstrate a transformative approach to inherited texts, using the conventions of Contemporary performance.</li><li>Discuss or share what you have seen with your peers, commenting on Contemporary performance trends, staging techniques, use of space, use of key conventions, elements of drama, dramatic action and meaning.</li><li>Brainstorm ideas for the directorial vision, considering purpose, context and dramatic meaning.</li><li>When developing your performance, you may need to consider the actors, locations/settings, props and costumes you have access to, e.g. you might consider choosing the one-person show option if completing this task entirely in a home environment.</li></ul>

Assessment type	Suggestions to support learning from home
	<ul style="list-style-type: none"> <li>Review the Internal assessment 3 (IA3) section of the subject report that can be found on the Teaching tab on the <a href="#">Drama subject page</a>. Focus on the effective practices samples.</li> </ul>
<b>External assessment (EA)</b> 	<ul style="list-style-type: none"> <li>Review and practise past papers and the sample external assessment that can be found on the Assessment tab on the <a href="#">Drama subject page</a>.</li> <li>Review the External assessment section of the subject report that can be found on the Teaching tab on the <a href="#">Drama subject page</a>. Focus on <ul style="list-style-type: none"> <li>examples of effective student responses and practices</li> <li>practices to strengthen, including recommendations to consider when preparing for external assessment.</li> </ul> </li> </ul>
<b>Suggested resources</b>	<ul style="list-style-type: none"> <li>ABC Education, The Arts <a href="https://education.abc.net.au/home#!/resources/-/the%20arts/8-9-10">https://education.abc.net.au/home#!/resources/-/the%20arts/8-9-10</a></li> <li>Australian Theatre for Young People on Demand <a href="http://www.atypondemand.com.au/app/os#!/welcome">www.atypondemand.com.au/app/os#!/welcome</a></li> <li>BYU Theatre Education Curriculum Database <a href="http://tedb.byu.edu">http://tedb.byu.edu</a></li> <li>Folger Shakespeare Library, Teaching during COVID-19 <a href="http://www.folger.edu/teaching-during-covid-19">www.folger.edu/teaching-during-covid-19</a></li> <li>La Boite Theatre Company, Online teaching resources for teachers <a href="https://laboite.com.au/education/for-teachers/online-teaching-resources">https://laboite.com.au/education/for-teachers/online-teaching-resources</a></li> <li>Playlab, Remote learning resources <a href="https://playlabtheatre.com.au/remote-learning-resources">https://playlabtheatre.com.au/remote-learning-resources</a></li> <li>National Theatre <a href="http://www.nationaltheatre.org.uk/nt-at-home">www.nationaltheatre.org.uk/nt-at-home</a></li> <li>Theatrefolk, Distance learning resources for Drama <a href="http://www.theatrefolk.com/distance-learning?page=exercises">www.theatrefolk.com/distance-learning?page=exercises</a></li> <li><i>Drama General Senior Syllabus 2019.</i></li> </ul>

## Drama in Practice

Assessment type	Suggestions to support learning from home
<b>Performance</b> 	<ul style="list-style-type: none"> <li>Select script excerpts (in consultation with your teacher) that are appropriate for pairs or an individual actor, e.g. monologue.</li> <li>Consult with your teacher to determine if it is appropriate for you to rehearse and perform with someone from your home environment, or one of your peers using your school-approved online learning platform. Work on blocking, rehearsing and refining your performance.</li> <li>Consult with your teacher to determine whether mobile phones could be used for a range of activities, such as for shooting and editing footage for performance (screen acting).</li> <li>Consult with your teacher to determine if your school-approved online learning platform is an appropriate place to share a recording of your rehearsal to seek feedback from your peers or teacher.</li> </ul>
<b>Product</b> 	<ul style="list-style-type: none"> <li>Consider how you might create your product response, based on the actors, locations/settings, props, costumes, materials and/or equipment you have access to, e.g. a 3D design solution could be completed with household materials, such as paper and cardboard or recyclable waste, such as plastic bottles.</li> </ul>
<b>Project</b> 	<ul style="list-style-type: none"> <li>Consult with your teacher to determine if you can continue collaborating via your school-approved online learning platform or phone.</li> <li>Consider how you might create your project response, based on the actors, locations/settings, props, costumes, materials and/or equipment you have access to.</li> <li>Consult with your teacher to determine whether mobile phones could be used for a range of activities, such as for shooting and editing footage for a</li> </ul>

Assessment type	Suggestions to support learning from home
	performance (screen acting) component or recording a podcast for a multimodal presentation component.
<b>Suggested resources</b>	<ul style="list-style-type: none"> <li>• ABC Education, The Arts <a href="https://education.abc.net.au/home#!/resources/-/the%20arts/8-9-10">https://education.abc.net.au/home#!/resources/-/the%20arts/8-9-10</a></li> <li>• Australian Theatre for Young People on Demand <a href="http://www.atypondemand.com.au/app/os#!/welcome">www.atypondemand.com.au/app/os#!/welcome</a></li> <li>• BYU Theatre Education Curriculum Database <a href="http://tedb.byu.edu">http://tedb.byu.edu</a></li> <li>• Folger Shakespeare Library, Teaching during COVID-19 <a href="http://www.folger.edu/teaching-during-covid-19">www.folger.edu/teaching-during-covid-19</a></li> <li>• Playlab, Remote learning resources <a href="https://playlabtheatre.com.au/remote-learning-resources">https://playlabtheatre.com.au/remote-learning-resources</a></li> <li>• National Theatre <a href="http://www.nationaltheatre.org.uk/nt-at-home">www.nationaltheatre.org.uk/nt-at-home</a></li> <li>• Theatrefolk, Distance learning resources for Drama <a href="http://www.theatrefolk.com/distance-learning?page=exercises">www.theatrefolk.com/distance-learning?page=exercises</a></li> <li>• <i>Drama in Practice Applied Senior Syllabus 2019</i>.</li> </ul>



© State of Queensland (QCAA) 2021

**Licence:** <https://creativecommons.org/licenses/by/4.0> | **Copyright notice:** [www.qcaa.qld.edu.au/copyright](http://www.qcaa.qld.edu.au/copyright) — lists the full terms and conditions, which specify certain exceptions to the licence. |

**Attribution:** '© State of Queensland (QCAA) 2021' — please include the link to our copyright notice.