

Dance & Dance in Practice




Advice for Year 11 and 12 students learning from home


The Queensland Curriculum and Assessment Authority (QCAA) understands that the COVID-19 pandemic has changed the way many senior students are accessing their learning.

We've prepared some suggestions to help you with your studies.




Resources to support preparing for assessment

Dance

Assessment type	Suggestions to support learning from home
Performance (IA1) 	<ul style="list-style-type: none">• Read and analyse your teacher's choreographic statement or notes (physical, written) to identify key technical and expressive skills linked to the work's choreographic meaning.• Rehearse your school's dance work to refine your technical and expressive skills, ensuring you apply safe dance practices.• Consult with your teacher to determine if your school-approved online learning platform is an appropriate place to share a recording of your rehearsal to seek feedback from your peers or teacher.• Review the Internal assessment 1 (IA1) section of the subject report that can be found on the Teaching tab on the Dance subject page.
Choreography (IA2) 	<ul style="list-style-type: none">• Conduct online research into dance works created by Stephen Page and at least one other choreographer to identify, analyse and explore issues from different social, political and cultural contexts, considering viewpoints that have been or could be expressed through dance.• Discuss or share your research with your peers, commenting on how different dance works communicate a social, political or cultural viewpoint.• Conduct further online research and brainstorm ideas for your dance, using an event or issue (related to your school's assessment task) to identify a viewpoint that links to the purpose of challenging and provoking an audience.• When developing your choreography, you may need to consider the dancers, locations/settings, props and costumes you have access to.• Analyse a sample choreographic statement that can be found on the Assessment tab on the Dance subject page and the syllabus requirements for a model of how to structure the text and content of your own choreographic statement. The IA2 annotated sample response also provides an example of student-devised choreography.• Consult with your teacher to determine if your school-approved online learning platform is an appropriate place to share a recording of your rehearsal to seek feedback from your peers or teacher.• Review the Internal assessment 2 (IA2) section of the subject report that can be found on the Teaching tab on the Dance subject page. Focus on the effective practices samples.
Dance work (IA3) 	<ul style="list-style-type: none">• Conduct online research into key choreographers and analyse and evaluate how your findings are reflected in their key dance works.• Discuss or share your research with your peers, commenting on personal style/aesthetic, fusion of styles, influences and background.• Analyse the Internal assessment 3 (IA3) annotated sample response that can be found on the Assessment tab on the Dance subject page and the syllabus requirements for a model of how to structure the text and content of your own choreographic statement and evaluative response. The IA3 annotated sample response also provides an example of a student-choreographed dance work.

Assessment type	Suggestions to support learning from home
	<ul style="list-style-type: none"> • Conduct further online research and brainstorm ideas for your project, considering purpose, context, viewpoint and meaning. • When developing your choreography, you may need to consider the dancers, locations/settings, props and costumes you have access to. • Consult with your teacher to determine if your school-approved online learning platform is an appropriate place to share a recording of your rehearsal to seek feedback from your peers or teacher. • Review the IA3 section of the subject report that can be found on the Teaching tab on the Dance subject page. Focus on the effective practices samples.
External assessment (EA) 	<ul style="list-style-type: none"> • Review and practise past papers and the sample external assessment that can be found on the Assessment tab on the Dance subject page. • Review the External assessment section of the subject report that can be found on the Teaching tab on the Dance subject page. Focus on <ul style="list-style-type: none"> – examples of effective student responses and practices – practices to strengthen, including recommendations to consider when preparing for external assessment.
Suggested resources	<ul style="list-style-type: none"> • ABC Education, The Arts https://education.abc.net.au/home#!/resources/-/the%20arts/8-9-10 • Australasian Dance Collective https://australasiantancecollective.com • Bangarra Dance Theatre www.bangarra.com.au • Sydney Dance Company www.sydneydancecompany.com • The Australian Ballet, Ballet TV https://australianballet.com.au/tv • Jacob's Pillow Dance Interactive https://danceinteractive.jacobspillow.org/browse/playlists • Steps on Broadway www.youtube.com/user/StepsNYC • Nappytabs www.youtube.com/results?search_query=nappytabs • Dance General Senior Syllabus 2019.

Dance in Practice

Assessment type	Suggestions to support learning from home
Performance 	<ul style="list-style-type: none"> • Rehearse your school's dance work to refine your technical and expressive skills, ensuring you apply safe dance practices. • Consult with your teacher to determine if your school-approved online learning platform is an appropriate place to share a recording of your rehearsal to seek feedback from your peers or teacher.
Product 	<ul style="list-style-type: none"> • Conduct online research into dance works that might assist you with the development of your own choreography. • When developing choreography, you may need to consider the dancers, locations/settings, props and costumes you have access to. • Consult with your teacher to determine if your school-approved online learning platform is an appropriate place to share a recording of your rehearsal to seek feedback from your peers or teacher.
Project 	<ul style="list-style-type: none"> • Conduct online research into dance works that might assist you with the development of your own choreography and brainstorm ideas for your project (if student-devised choreography is a requirement for your school's assessment task). • Discuss or share your research with your peers. • If developing choreography, you may need to consider the dancers, locations/settings, props and costumes you have access to. • Rehearse your teacher-/student-devised dance work to refine your technical and expressive skills, ensuring you apply safe dance practices.

Assessment type	Suggestions to support learning from home
	<ul style="list-style-type: none"> • Consult with your teacher to determine if your school-approved online learning platform is an appropriate place to share a recording of your rehearsal to seek feedback from your peers or teacher.
Suggested resources	<ul style="list-style-type: none"> • ABC Education, The Arts https://education.abc.net.au/home#!/resources/-/the%20arts/8-9-10 • Australasian Dance Collective https://australasiandancecollective.com • Bangarra Dance Theatre www.bangarra.com.au • Sydney Dance Company www.sydneydancecompany.com • The Australian Ballet, Ballet TV https://australianballet.com.au/tv • Jacob's Pillow Dance Interactive https://danceinteractive.jacobspillow.org/browse/playlists • Steps on Broadway www.youtube.com/user/StepsNYC • Nappytabs www.youtube.com/results?search_query=nappytabs • <i>Dance in Practice Applied Senior Syllabus 2019</i>.



© State of Queensland (QCAA) 2021

Licence: <https://creativecommons.org/licenses/by/4.0> | **Copyright notice:** www.qcaa.qld.edu.au/copyright — lists the full terms and conditions, which specify certain exceptions to the licence. |

Attribution: '© State of Queensland (QCAA) 2021' — please include the link to our copyright notice.